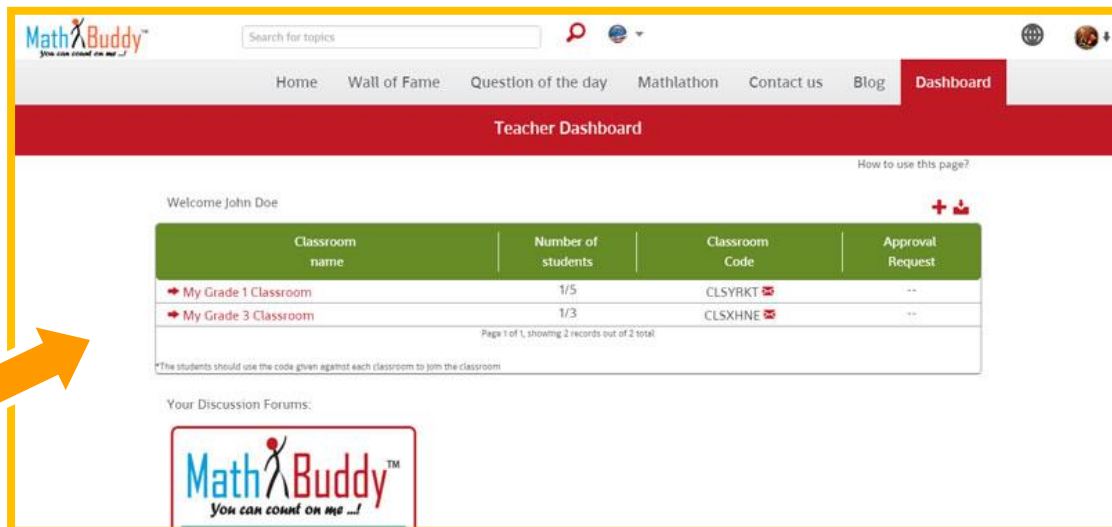


Using the Worksheet Center

1. Login to Math Buddy with your Teacher account and click on any classroom from the Dashboard.

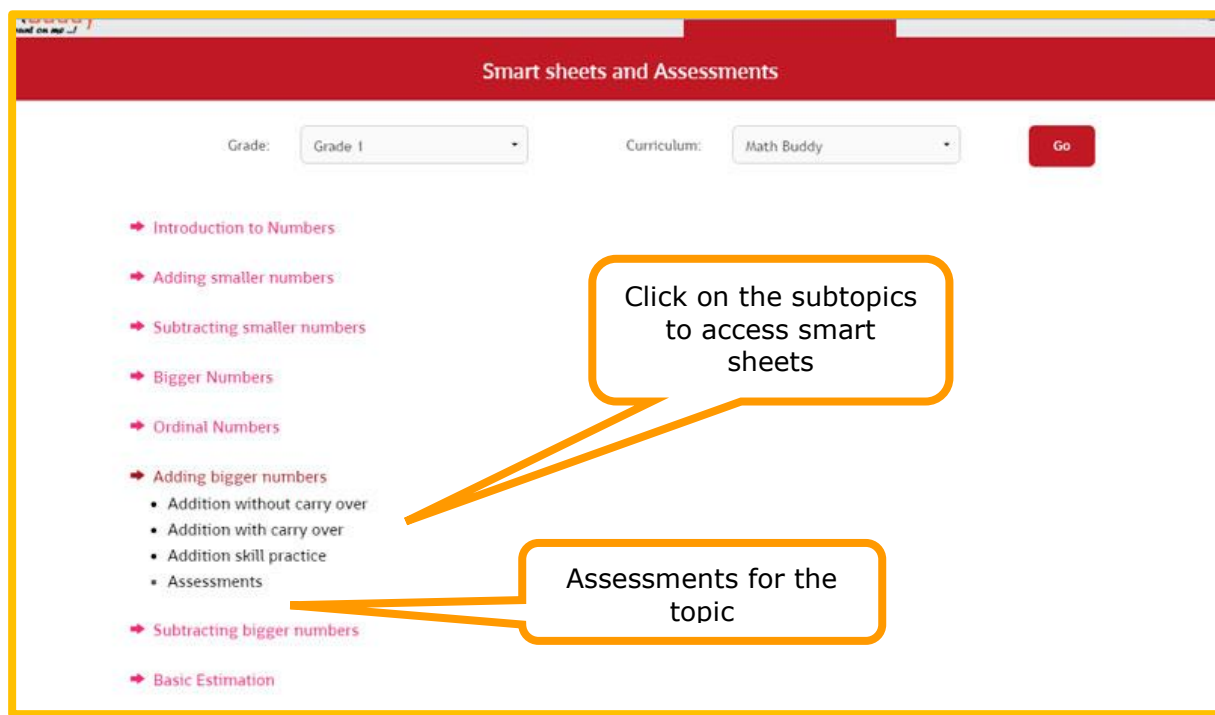


2. You will be taken to the classroom overview for that classroom. Click on Worksheet Center to access the worksheets

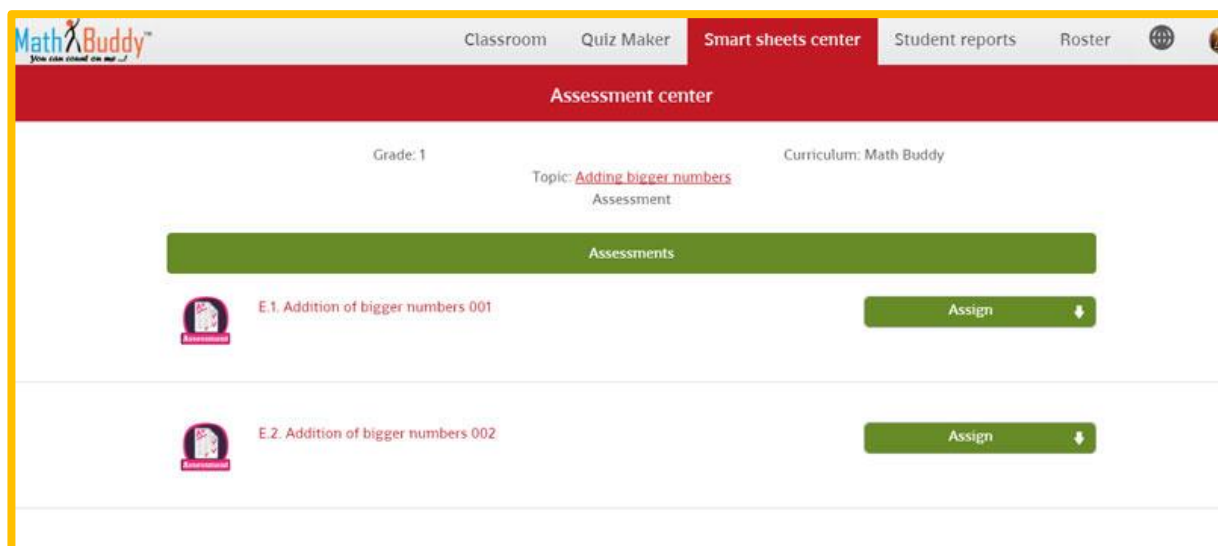


Using the Worksheet Center

- The Worksheet center also contains the Assessments for the various topics. You will see Assessments at the end of the sub-modules list under any topic.

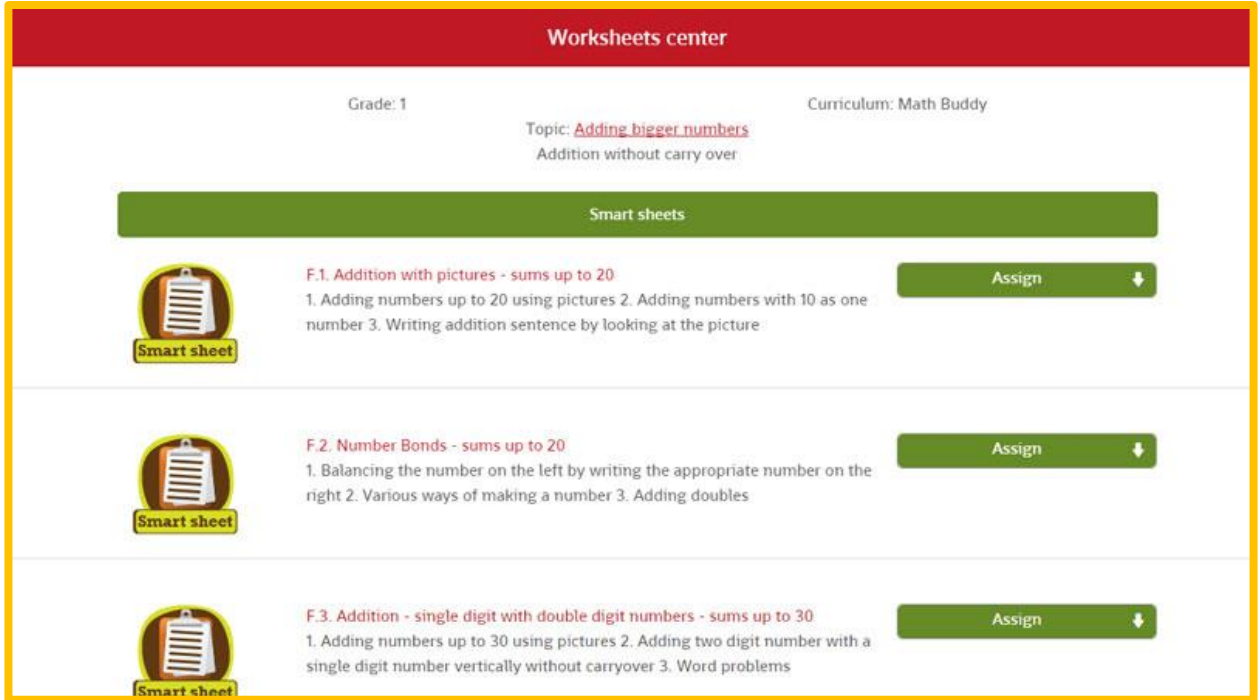


- When you click on Assessments, you will see a list of pre-created assessments for that topic.



Using the Worksheet Center




- When you click on the subtopics, you will see the worksheets for that subtopic.



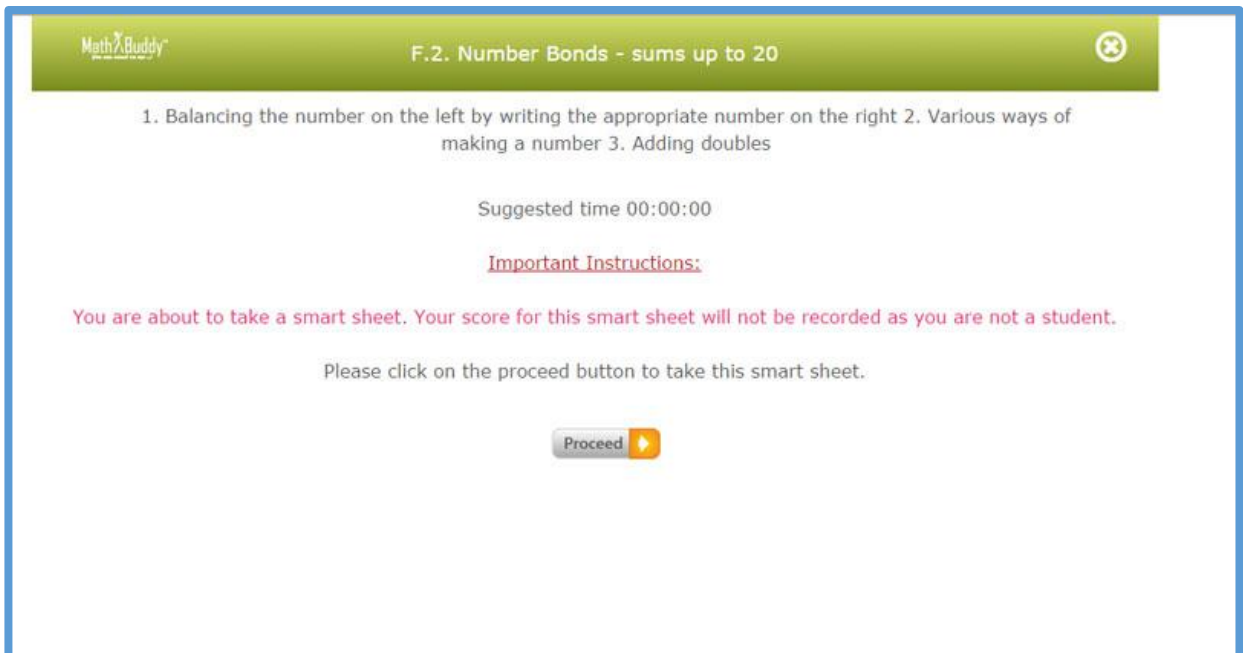
Worksheets center

Grade: 1 Curriculum: Math Buddy
Topic: [Adding bigger numbers](#)
Addition without carry over

Smart sheets

 Smart sheet	<p>F.1. Addition with pictures - sums up to 20</p> <p>1. Adding numbers up to 20 using pictures 2. Adding numbers with 10 as one number 3. Writing addition sentence by looking at the picture</p>	Assign ↓
 Smart sheet	<p>F.2. Number Bonds - sums up to 20</p> <p>1. Balancing the number on the left by writing the appropriate number on the right 2. Various ways of making a number 3. Adding doubles</p>	Assign ↓
 Smart sheet	<p>F.3. Addition - single digit with double digit numbers - sums up to 30</p> <p>1. Adding numbers up to 30 using pictures 2. Adding two digit number with a single digit number vertically without carryover 3. Word problems</p>	Assign ↓

- You can click on the name of the smart sheet to open it. Read the instructions and click on Proceed to get started with the questions.



F.2. Number Bonds - sums up to 20

1. Balancing the number on the left by writing the appropriate number on the right 2. Various ways of making a number 3. Adding doubles

Suggested time 00:00:00

[Important Instructions:](#)

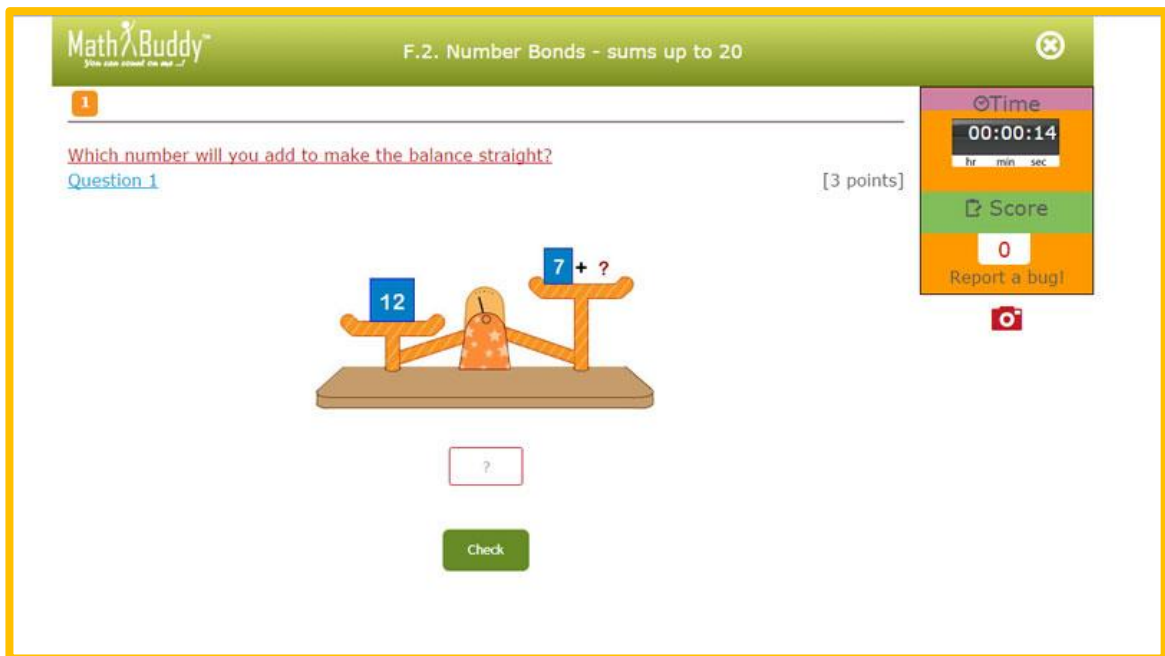
You are about to take a smart sheet. Your score for this smart sheet will not be recorded as you are not a student.

Please click on the proceed button to take this smart sheet.

Proceed →

Using the Worksheet Center

- Each smart sheet will have anywhere between 15 – 25 questions, with 3 – 5 different types so that students get exposed to different types of questions.



The screenshot shows a Math Buddy worksheet titled "F.2. Number Bonds - sums up to 20". The question asks: "Which number will you add to make the balance straight?" with a value of 12 on the left pan and 7 + ? on the right pan. A timer shows 00:00:14, the score is 0, and there is a "Report a bug!" link. A "Check" button is at the bottom.

- The best way to use the smart sheets or assessments is to assign them to students and get them to answer the questions. To assign a smart sheet or an assessment, click on the Assign link in front of the smart sheet or an assessment.

Using the Worksheet Center

Worksheets center

Grade: 1
Curriculum: Math Buddy

Topic: Adding bigger numbers
 Addition without carry over

Smart sheets

Smart sheet

F.1. Addition with pictures - sums up to 20

1. Adding numbers up to 20 using pictures 2. Adding numbers with 10 as one number 3. Writing addition sentence by looking at the picture

Assign
↓

Smart sheet

F.2. Number Bonds - sums up to 20

1. Balancing the number on the left by writing the appropriate number on the right 2. Various ways of making a number 3. Adding

Assign
↓

Smart sheet

F.3. Addition - single digit with double digit numbers - sums up to 30

1. Adding numbers up to 30 using pictures 2. Adding two digit number with a single digit number vertically without carryover 3. Word problems

Assign
↓

9. You will see a few options for assigning the worksheet or assessment to the students.

Grade: 1
Curriculum: Math Buddy

Topic: Adding bigger numbers
 Addition without carry over

Smart sheets

Smart sheet

F.1. Addition with pictures - sums up to 20

1. Adding numbers up to 20 using pictures 2. Adding numbers with 10 as one number 3. Writing addition sentence by looking at the picture

Assign
↓

Smart sheet

F.2. Number Bonds - sums up to 20

1. Balancing the number on the left by writing the appropriate number on the right 2. Various ways of making a number 3. Adding doubles

Assign
↓

- ➔ Quick assign
- ➔ Assign to classroom
- ➔ Assign to selected students
- ➔ Add to your lesson plan

Smart sheet

F.3. Addition - single digit with double digit numbers - sums up to 30

1. Adding numbers up to 30 using pictures 2. Adding two digit number with a single digit number vertically without carryover 3. Word problems

Assign
↓

www.mathbuddyonline.com

Using the Worksheet Center

10. An important thing to note with smart sheets or assessments is that a student is free to do the smart sheet or assessment any number of times, but the scores or the responses will be stored in the database only for their first attempt.